



Cardinal Charolais

29th Annual Bull Sale

Fríday, Apríl 10, 2026

**1 PM (MT) • At the Ranch
Híllrose, Colorado**

SELLING:

92 Stout Charolais Bulls

INCLUDING

- **12 Head of 18-Month Old Bulls**
- **9 Red Factor Charolais Bulls**





Cardinal Charolais

ANNUAL BULL SALE

Friday, April 10th, 2026

Lunch starts at 11 • Sale at 1PM (MT)

CARDINAL CHAROLAIS

15488 COUNTY ROAD 57

HILLROSE, CO 80733

PAT GEBAUER 970-380-1355

MICHAEL ROSSI 970-846-7225

LIAN AUGUST 970-380-1725

CARDINALCHAROLAIS.COM

Sale Location:

Prewitt Ranch is approximately 100 miles east of Denver next to Prewitt Reservoir. We are only a few miles off I-76 between Brush and Sterling, CO. Take exit 102 off I-76, go 1 mile north to Hwy 6, then 1 mile NE on Hwy 6 to Road 57, turn right and travel east 1 mile to the end of the road.

AUCTIONEER: DENNIS METZGER (816) 519-8208
LIVEAG LIVESTOCK

LIVEAG REP: COOPER CARLSON (970) 580-3204

RING SERVICE: SHANE BAUM (970) 467-9090

TY GROSHANS (970) 818-6016

HERD HEALTH: COLORADO ANIMAL HEALTH (303) 772-2636

JIM MARTIN (303) 517-8676

NUTRITION: HIGH PLAINS CATTLE SUPPLY (970) 842-9820
ROBERT FARNUM

NUTRITION: NORTHERN FEED & BEAN (719) 246-0772
NATE LUCAS

ULTRASOUND: 2 MANY IRONS (720) 683-1040
CLINT & TERA SHULTS

VET SERVICES: PLAINS VETERINARY SERVICES (970) 522-2028
DR. MIKE COAKLEY

CATALOG & VIDEOS ON:
CARDINALCHAROLAIS.COM
LIVE-AG.COM

GUARANTEE: EVERY BULL OFFERED IN THE SALE HAS PASSED A COMPLETE BREEDING SOUNDNESS EXAM.

HERD MANAGEMENT: DOUBLE VACCINATED FOR IBR, BVD TYPE 1 & 2, BRVS, PI3, PASTEURILLA AND VIBRIO/LEPTO.

SEMEN INTEREST: CARDINAL CHAROLAIS RETAINS 1/4 SEMEN INTEREST ON ALL BULLS.

LIABILITY: CARDINAL CHAROLAIS CAN NOT BE HELD RESPONSIBLE FOR ANY ACCIDENTS, BUT EVERY EFFORT WILL BE MADE FOR THE SAFETY AND COMFORT OF THE ATTENDEES.

DELIVERY: FREE TO CENTRAL LOCATIONS.

Howdy Friends,

Exciting times in the cattle business!! If you look at a few of my past letters you will see that I called it. I probably don't deserve all credit for this unprecedented BEEF Market. Not all of you would know is that my Dad was born in 1904. He was 56 when I was born and after five siblings he told me "I'm done teaching, you will have to learn by watching and experiencing." In that era I remember getting our calves sold in the country for over \$100/head. After we got them shipped, Dad told me that I was spoiled now and going to expect that every year. Another personal friend and icon in the livestock industry was Evan Slack. If he was still doing his radio program today, I can only wonder how loudly he be crying out, "HIGHER HIGHER HIGHER"!

Successful veteran cattle feeders know they must do "More with Less". Charolais cross cattle are able to hang more pounds on the rail because of their superior feed efficiency, cutability and retail yield. This combination results in more salable red meat! With historically tight cattle supplies and the smallest calf crop since 1941, this scarcity will be the primary driver for market dynamics in coming years.

Cardinal Cows are developed under the same practical management most of you all use. Our cows graze native sandhill pastures throughout the summer and are wintered on afterfeed providing an honest test of performance and adaptability of their genetics which in turn creates a bull that can work in any environment.

Since 2002 we have been genetically testing for the Leptin Gene, proven for docility, longevity, milk production and increased weaning weights. This has added value to our program and added another tool for use in retaining heifers that are being promoted to our cow herd and bull battery. Our goal is to manage birthweights while increasing weaning and yearling weights. As the market demands calves that convert feed more efficiently we continue genetically testing the bulls for all carcass traits.

Our mission is to produce superior bulls with genetics based on economically important traits to ensure more profitability for the producer.

We look forward to seeing everyone at the sale and are always available to help with bull selection and marketing decisions this summer and fall.

We understand how busy you are so if you can't make it to the sale, the videos of each bull with all their data is online to help in your selection.

The gate is always open!

Pat, Luan, Michael and Samatha

BID FROM
ANYWHERE WITH



• **VIEWING THE AUCTION**

Just go to www.live-ag.com and hit the the purebred auctions tab and scroll to Cardinal Charolais.

The videos and catalog are just a click away.

No account is needed to watch the auction or view videos of the sale offering.

• **ONLINE BIDDING**

Just go to www.live-ag.com and "create an account", scroll to Cardinal Charolais and click register to bid.

• **NEED HELP**

CALL (817) 533-6699 for questions.

SCAN
TO REGISTER



GENTLE BULLS



MICHAEL & SAMATHA ROSSI



BW: BIRTHWEIGHT OF THE BULL

BW EPD: BIRTHWEIGHT EPD

CE EPD: CALVING EASE EPD

WW: WEANING WEIGHT ADJUSTED TO 205 DAYS

WW EPD:WEANING WEIGHT EPD

YW: YEARLING WEIGHT ADJUSTED TO 365 DAYS

YW EPD: YEARLING WEIGHT EPD

REA: RIBEYE AREA ULTRASOUND ADJUSTED TO 365 DAYS

IMF: INTERMUSCULAR FAT ULTRASOUND TO 365 DAYS

ADG: AVERAGE DAILY GAIN

SC: SCROTAL MEASUREMENT ACTUAL

COLOR: PUREBRED COLOR FACTOR

a powerful dna selection tool for your herd

Q·select



Select the traits you want in your herd

Q-select focuses on beef production traits that are economically important. Choose the traits that are important to you and identify which animals carry the essential DNA genetics to promote those traits in your herd. Pair Q-select genotypes with other physical attributes to select the best bulls.

Each genetic marker has undergone extensive peer reviewed research studies, and the economic traits that have been associated with each genetic marker have been proven through rigorous large scale testing.

Genotype, double starred, (★★) fed cattle are more profitable than lean genotype (no starred). Differences in profit range from \$14 to \$60 per head, Dr. Eric DeYuyst, OSU Ag Economist wrote in the circular "The Economics of Gene Testing.

LEPTIN

GENOTYPE

INCREASING GENETIC POTENTIAL
RELATED TO:

- FAT ACCUMULATION
- MILK PRODUCTION
- COW LONGEVITY
- WEANING WEIGHT
- CARCASS COMPOSITION

PMCH

GENOTYPE

INCREASING GENETIC POTENTIAL
RELATED TO:

- FAT DEPOSITION
- TENDERNESS
- MARBLING
- BACKFAT

IGF2

GENOTYPE

INCREASING GENETIC POTENTIAL
RELATED TO:

- LEAN GROWTH
- RIB EYE AREA

CRH

GENOTYPE

INCREASING GENETIC POTENTIAL
RELATED TO:

- STRESS RESPONSE
- HOT CARCASS WEIGHT
- RIB EYE AREA
- DOCILITY




CARDINALS MAT DILLON 1/29/15 M870430

KEYS SPECIALIST 18U
 KEYS ALL STATE 149X
 MISS KEY MEG 2T
 M6 GRIDMAKER 104 P
 MISS KEY KRISTEN 63K
 KEYS CHUMLEY 8R
 MISS KEY MEG 4R
 CARDINALS GUNSMOKE
 CARDINALS LADY K399P
 CARDINALS LADY F17P
 CARDINALS LADY D75 1P
 CARDINAL WESTERN MAV
 CARDINALS LADY C466P

CARDINALS MARSHAL 2/18/20 M951394

KEYS ALL STATE 149X
 CARDINALS MAT DILLON
 CARDINALS LADY K399P
 CARDINALS GUNSMOKE
 CARDINALS LADY F17P
 M6 GRIDMAKER 104 P
 CARDINALS LADY D75 1P
 CARDINALS GRIDMAKER
 CARDINALS LADY 5285P
 CARDINALS LADY 134P
 KEYS SPECIALIST 18U
 MISS KEY MEG 2T
 SAMACUS 6131 PLD
 CARDINALS LADY A148P



	CARDINALS LAD N36				
	2/5/25		POLLED		WHITE
CARDINALS MAT DILLON		KEYS ALL STATE 149X CARDINALS LADY K399P			
CARDINALS LADY 106G		CARDINALS HONDO CARDINALS LADY 483P			
BW	BW EPD	WW	WW EPD	REA	IMF
80	0.6	791	78	13.3	2.32
AGE OF DAM	CE EPD	YW	YW EPD	ADG	SC
6	10.7	1426	127	4.0	41
LEPTIN ★★		PMCH★	IGF2★	CRH★	



2

CARDINALS LAD N49
2/11/25 POLLED WHITE

CARDINALS MAT DILLON KEYS ALL STATE 149X
CARDINALS LADY K399P
CARDINALS LADY 6147P CARDINALS HONDO
CARDINALS LADY 3165P

BW	BW EPD	WW	WW EPD	REA	IMF
82	0.9	763	72	14.5	2.83
AGE OF DAM	CE EPD	YW	YW EPD	ADG	SC
10	8.9	1250	126	3.7	39
LEPTIN ★★ PMCH ★★ IGF2 ★★ CRH					



3

CARDINALS LAD N54
2/13/25 POLLED WHITE

CARDINALS MAT DILLON KEYS ALL STATE 149X
CARDINALS LADY K399P
CARDINALS LADY 24G FARAWAY NEVILLE 23ST
CARDINALS LADY 4173P

BW	BW EPD	WW	WW EPD	REA	IMF
74	0.0	626	71	12.8	2.22
AGE OF DAM	CE EPD	YW	YW EPD	ADG	SC
6	8.2	1109	122	3.4	34
LEPTIN ★★ PMCH ★★ IGF2 ★ CRH ★					



4

CARDINALS LAD N57
2/13/25 HORNED WHITE


KEYS ALL STATE 149X KEYS TEN-ACIOUS 166S
MISS KEY MEG 2T
CARDINALS LADY 683P CARDINALS LAD 9038P
CARDINALS LADY 1204P


BW	BW EPD	WW	WW EPD	REA	IMF
80	0.4	846	73	15.5	2.36
AGE OF DAM	CE EPD	YW	YW EPD	ADG	SC
10	7.2	1410	121	3.3	40
LEPTIN ★★ PMCH ★ IGF2 ★★ CRH ★					




LOT 4



 5	CARDINALS LAD N70		2/17/25	POLLED	WHITE
	CARDINALS MARSHAL	CARDINALS MAT DILLON	CARDINALS LADY 5285P		
MF MS TOP STANDARD 836		MF TOP GRADE 428 PLD			
FINK ROCKY 3885 0352 NS					
BW	BW EPD	WW	WW EPD	REA	IMF
88	1.0	618	76	13.5	2.56
AGE OF DAM	CE EPD	YW	YW EPD	ADG	SC
8	8.9	1271	135	4.9	39
LEPTIN ★		PMCH★★		IGF2★★	
CRH★★					

 6	CARDINALS LAD N133		3/5/25	POLLED	WHITE
	CARDINALS MARSHAL	CARDINALS MAT DILLON	CARDINALS LADY 5285P		
CARDINALS LADY 70G		CARDINALS WITHOUT DOUBT			
CARDINALS LADY 565P					
BW	BW EPD	WW	WW EPD	REA	IMF
82	0.2	651	78	11.7	2.47
AGE OF DAM	CE EPD	YW	YW EPD	ADG	SC
6	10.5	1114	125	3.1	36
LEPTIN ★		PMCH		IGF2★★	
CRH★★					

 7	CARDINALS LAD N219		3/20/25	POLLED	WHITE
	CARDINALS MARSHAL	CARDINALS MAT DILLON	CARDINALS LADY 5285P		
CARDINALS LADY 167K		CARDINALS GRIDMAKER			
CARDINALS LADY 4213P					
BW	BW EPD	WW	WW EPD	REA	IMF
80	0.3	801	79	13.0	2.75
AGE OF DAM	CE EPD	YW	YW EPD	ADG	SC
3	11.8	1207	130	3.6	38
LEPTIN ★		PMCH★		IGF2★	
CRH★★					



8

CARDINALS LAD N229
3/23/25 POLLED WHITE

CARDINALS MARSHAL CARDINALS MAT DILLON
CARDINALS LADY 5285P
CARDINALS LADY 671P CARDINALS LAD 9038P
CARDINALS LADY 288P

BW	BW EPD	WW	WW EPD	REA	IMF
84	0.2	802	70	14.2	2.74
AGE OF DAM	CE EPD	YW	YW EPD	ADG	SC
10	12.6	1320	131	4.0	40
LEPTIN ★		PMCH ★★		IGF2 ★	
				CRH ★	



9

CARDINALS LAD N305
3/31/25 POLLED WHITE

CARDINALS MARSHAL CARDINALS MAT DILLON
CARDINALS LADY 5285P
CARDINALS LADY 8105P LVB FOURTH & OUT 1030
CARDINALS LADY 5170P

BW	BW EPD	WW	WW EPD	REA	IMF
88	0.4	768	67	14.5	2.91
AGE OF DAM	CE EPD	YW	YW EPD	ADG	SC
8	10.9	1254	127	3.7	36
LEPTIN ★★		PMCH ★★		IGF2 ★★	
				CRH	





10

CARDINALS LAD N306
4/2/25 POLLED WHITE

CARDINALS MARSHAL CARDINALS MAT DILLON
CARDINALS LADY 5285P
CARDINALS LADY 7H CARDINALS EZ DESIGN
CARDINALS LADY 7F15

BW	BW EPD	WW	WW EPD	REA	IMF
80	-0.4	864	67	14.0	2.88
AGE OF DAM	CE EPD	YW	YW EPD	ADG	SC
5	13.5	1413	128	3.8	37
LEPTIN ★★	PMCH ★★	IGF2 ★	CRH ★★		



LOT 10



11

CARDINALS LAD N315
4/2/25 POLLED WHITE

CARDINALS MARSHAL CARDINALS MAT DILLON
CARDINALS LADY 5285P
CARDINALS LADY 20K CARDINALS EZ DESIGN
CARDINALS LADY 133H

BW	BW EPD	WW	WW EPD	REA	IMF
76	0.0	807	64	13.6	2.32
AGE OF DAM	CE EPD	YW	YW EPD	ADG	SC
3	11.9	1227	121	3.3	35
LEPTIN ★★	PMCH ★	IGF2 ★	CRH ★★		



LOT 11



8/29/21

MR BAR SIX J069


M977904

VVCR LEADING PRIME 0303
 BAR SIX G040
 MISS BAR SIX T012
 VVCR HI YIELD SURE 9104
 MISS BAR SIX B070
 MS BAR SIX UI83 P


LT LEADING WIND 7169
 VVCR PRIME UNLIMITED
 KKK EL TORO 5123
 MISS BAR SIX 9256P
 M6 HI YIELD 479
 VVCR SURE TUNDRA
 BAR SIX 0060 P
 BAR SIX 2047 MS TOPPER

J069 IS FROM BAR SIX CHAROLAIS, DAYVILLE, OREGON, WHERE CATTLE ARE RANGE BRED AND RAISED ON THEIR OWN IN BIG OPEN TOUGH COUNTRY. SELECTED FOR HIS OUTCROSS PEDIGREE, FUNCTIONALITY AND SOUNDNESS. HIS CALVES BIRTH EASY, GROW RAPIDLY AND DEVELOP CONTINUOUSLY.




	<h1>12</h1>	CARDINALS LAD MF10			
		9/20/24 POLLED FALL-WHT			
MR BAR SIX J069		BAR SIX G040		MS BAR SIX B070	
CARDINALS LADY 74G		LVB FOURTH & OUT 1030		CARDINALS LADY 6119P	
BW	BW EPD	WW	WW EPD	REA	IMF
76	-0.1	651	63	14.4	2.94
AGE OF DAM	CE EPD	YW	YW EPD	ADG	SC
6	13.6	1281	116	3.0	36
LEPTIN ★★		PMCH ★★		IGF2 ★	CRH ★



	13	CARDINALS LAD MF13			
		9/22/24	SCURS	FALL-WHT	
	MR BAR SIX J069	BAR SIX G040			
		MS BAR SIX B070			
	CARDINALS LADY 278G	CARDINALS PURE POWER			
		CARDINALS LADY 5115P			
BW	BW EPD	WW	WW EPD	REA	IMF
72	-0.4	620	62	16.1	2.61
AGE OF DAM	CE EPD	YW	YW EPD	ADG	SC
6	10.7	1264	115	3.1	38
LEPTIN ★		PMCH★★		IGF2 ★	CRH★



	14	CARDINALS LAD MF16			
		9/25/24	POLLED	FALL-WHT	
	MR BAR SIX J069	BAR SIX G040			
		MS BAR SIX B070			
	CARDINALS LADY 632P	CARDINALS HONDO			
		CARDINALS LADY 421P			
BW	BW EPD	WW	WW EPD	REA	IMF
74	-0.2	614	66	13.2	3.19
AGE OF DAM	CE EPD	YW	YW EPD	ADG	SC
10	12.4	1270	112	3.2	40
LEPTIN ★		PMCH★★		IGF2 ★★	CRH★



15

CARDINALS LAD MF19
9/26/24 POLLED FALL-WHT

MR BAR SIX J069 BAR SIX G040
MS BAR SIX B070

CARDINALS LADY 889P KC DESIGN 4246P
CARDINALS LADY 8256P

BW	BW EPD	WW	WW EPD	REA	IMF
72	-0.5	612	62	15.5	3.33
AGE OF DAM	CE EPD	YW	YW EPD	ADG	SC
8	11.7	1236	111	3.2	35
LEPTIN ★★		PMCH ★★		IGF2 ★	CRH ★



16

CARDINALS LAD N58
2/14/25 POLLED WHITE

MR BAR SIX J069 BAR SIX G040
MS BAR SIX B070

CARDINALS LADY 155K CARDINALS POWERMAX
CARDINALS LADY 133H

BW	BW EPD	WW	WW EPD	REA	IMF
78	-1.0	778	68	14.7	2.90
AGE OF DAM	CE EPD	YW	YW EPD	ADG	SC
3	11.9	1268	121	3.8	38
LEPTIN ★		PMCH ★★		IGF2 ★★	CRH ★★



17


CARDINALS LAD N63
2/15/25 POLLED WHITE

MR BAR SIX J069 BAR SIX G040
MS BAR SIX B070


CARDINALS LADY 203J KEYS ONE N ONLY 1E
CARDINALS LADY 5152P

BW	BW EPD	WW	WW EPD	REA	IMF
84	-0.4	719	67	15.5	2.66
AGE OF DAM	CE EPD	YW	YW EPD	ADG	SC
4	10.5	1212	112	3.2	35
LEPTIN ★★		PMCH ★★		IGF2 ★★	CRH ★★



	18	CARDINALS LAD N94			
		2/26/25	POLLED	WHITE	
MR BAR SIX J069		BAR SIX G040			
		MS BAR SIX B070			
CARDINALS LADY 3K		KEYS ONE N ONLY 1E			
		CARDINALS LADY 14H			
BW	BW EPD	WW	WW EPD	REA	IMF
80	-1.3	823	63	14.6	2.11
AGE OF DAM	CE EPD	YW	YW EPD	ADG	SC
3	13.1	1276	113	3.7	38
LEPTIN ★		PMCH ★		IGF2 ★	
				CRH ★★	



	19	CARDINALS LAD N107			
		2/28/25	POLLED	WHITE	
MR BAR SIX J069		BAR SIX G040			
		MS BAR SIX B070			
CARDINALS LADY 54K		CARDINALS HONDO			
		CARDINALS LADY 7116P			
BW	BW EPD	WW	WW EPD	REA	IMF
70	-0.1	794	70	12.4	2.09
AGE OF DAM	CE EPD	YW	YW EPD	ADG	SC
3	12.4	1282	114	3.6	40
LEPTIN ★		PMCH ★★		IGF2 ★★	
				CRH ★	



CARDINALS LAD N111
3/1/25 **POLLED** **WHITE**

MR BAR SIX J069 **BAR SIX G040**
MS BAR SIX B070

CARDINALS LADY 199K **CARDINALS APACHE**
CARDINALS LADY 4120P

BW	BW EPD	WW	WW EPD	REA	IMF
72	0.0	748	66	13.0	2.17
AGE OF DAM	CE EPD	YW	YW EPD	ADG	SC
3	12.4	1192	107	3.5	39
LEPTIN ★		PMCH★★		IGF2★	
				CRH★★	



CARDINALS LAD N132
3/4/25 **POLLED** **WHITE**

MR BAR SIX J069 **BAR SIX G040**
MS BAR SIX B070


CARDINALS LADY 28J **LCOC TOP GRADE P043R**
CARDINALS LADY 6147P

BW	BW EPD	WW	WW EPD	REA	IMF
94	1.0	745	67	12.2	2.53
AGE OF DAM	CE EPD	YW	YW EPD	ADG	SC
4	10.8	1267	113	3.8	38
LEPTIN ★		PMCH★★		IGF2★★	
				CRH★★	







LOT 22

 22	CARDINALS LAD N135		3/5/25		POLLED	WHITE
	MR BAR SIX J069		BAR SIX G040		MS BAR SIX B070	
CARDINALS LADY 286K		CARDINALS OLD SCHOOL		CARDINALS LADY 57G		
BW	BW EPD	WW	WW EPD	REA	IMF	
70	-0.1	750	68	15.6	2.20	
AGE OF DAM	CE EPD	YW	YW EPD	ADG	SC	
3	11.5	1228	119	3.9	34	
LEPTIN ★		PMCH★★		IGF2★★		CRH★★





LOT 23

 23	CARDINALS LAD N139		3/6/25		POLLED	WHITE
	MR BAR SIX J069		BAR SIX G040		MS BAR SIX B070	
CARDINALS LADY 136K		CARDINALS RINGO		CARDINALS LADY 5195P		
BW	BW EPD	WW	WW EPD	REA	IMF	
72	-1.3	741	67	16.3	2.62	
AGE OF DAM	CE EPD	YW	YW EPD	ADG	SC	
3	12.6	1165	105	3.1	34	
LEPTIN ★		PMCH★★		IGF2 ★	CRH★★	

 24	CARDINALS LAD N143		3/6/25	POLLED	WHITE
	MR BAR SIX J069		BAR SIX G040		MS BAR SIX B070
CARDINALS LADY 277K		CARDINALS OLD SCHOOL CARDINALS LADY 610P			
BW	BW EPD	WW	WW EPD	REA	IMF
88	0.1	757	71	13.0	1.99
AGE OF DAM	CE EPD	YW	YW EPD	ADG	SC
3	11.5	1158	113	3.3	39
LEPTIN ★		PMCH★★		IGF2★★	CRH★★



 25	CARDINALS LAD N144		3/6/25	POLLED	WHITE
	MR BAR SIX J069		BAR SIX G040		MS BAR SIX B070
CARDINALS LADY 282K		KEYS ONE N ONLY 1E CARDINALS LADY 79P			
BW	BW EPD	WW	WW EPD	REA	IMF
78	-0.1	795	72	14.4	2.22
AGE OF DAM	CE EPD	YW	YW EPD	ADG	SC
3	10.9	1214	117	3.6	37
LEPTIN ★		PMCH★★		IGF2 ★	CRH★★

 26	CARDINALS LAD N158		3/8/25	POLLED	WHITE
	MR BAR SIX J069		BAR SIX G040		MS BAR SIX B070
CARDINALS LADY 62K		CARDINALS OLD SCHOOL CARDINALS LADY 622P			
BW	BW EPD	WW	WW EPD	REA	IMF
70	0.0	727	67	12.8	2.12
AGE OF DAM	CE EPD	YW	YW EPD	ADG	SC
3	12.2	1102	109	3.0	36
LEPTIN★★		PMCH★★		IGF2 ★	CRH★★




2/18/22 **KEYS RED WOLF 64K** QM202507

PRO-CHAR RED WOLF 47C	HRJ WIDOW MAKER 12A
KEYS RED WOLF 54H	PRO-CHAR PEPITONE 32X
MISS KEY KATIE 7E	PLEASANTDAWN REDZONE
	MISS KEY KATIE 112C
KEYS RED REX 140E	KEYS REDBONE 115B
MISS KEY FAWNA 70G	MISS KEY LISA 70C
MISS KEY FAWNA 117E	TRI-N BOUNTY HUNTER
	MISS KEY FAWNA 125P

GET THAT CHAROLAIS HYBRID VIGOR WHILE KEEPING YOUR CALVES RED! RED WOLF STAMPS HIS CALVES WITH MUSCLE, THICKNESS AND DEPTH, ALL IN EASY CALVING AND MODERATE FRAMES. RED WOLF IS LEPTIN DOUBLE MARKED.



	27	CARDINALS LAD N76			
		2/20/25	POLLED	RED CHAR	
KEYS RED WOLF 64K		KEYS RED WOLF 54H		MISS KEY FAWNA 70G	
CARDINALS LADY 5285P		CARDINALS GRIDMAKER		CARDINALS LADY 134P	
BW	BW EPD	WW	WW EPD	REA	IMF
92	0.4	773	72	15.8	2.10
AGE OF DAM	CE EPD	YW	YW EPD	ADG	SC
11	11.1	1403	118	3.7	36
LEPTIN ★		PMCH★★		IGF2★★	
				CRH	



28

CARDINALS LAD N79
2/21/25 POLLED RED CHAR

KEYS RED WOLF 64K
KEYS RED WOLF 54H
MISS KEY FAWNA 70G
CARDINALS LADY 33J
KEYS ONE & ONLY 1E
CARDINALS LADY 727P

BW	BW EPD	WW	WW EPD	REA	IMF
73	0.0	756	72	14.0	2.93
AGE OF DAM	CE EPD	YW	YW EPD	ADG	SC
4	10.7	1343	119	4.2	37
LEPTIN ★★		PMCH ★★		IGF2 ★★	
				CRH ★	



29

CARDINALS LAD N84
2/23/25 POLLED RED CHAR

KEYS RED WOLF 64K
KEYS RED WOLF 54H
MISS KEY FAWNA 70G
CARDINALS LADY 8179P
CARDINALS APACHE
CARDINALS LADY 226P

BW	BW EPD	WW	WW EPD	REA	IMF
84	0.2	820	68	15.5	3.49
AGE OF DAM	CE EPD	YW	YW EPD	ADG	SC
8	9.9	1356	108	3.9	42
LEPTIN ★		PMCH ★★		IGF2 ★★	
				CRH ★	





30

CARDINALS LAD N91
2/24/25 **POLLED** **RED CHAR**

KEYS RED WOLF 64K **KEYS RED WOLF 54H**
MISS KEY FAWNA 70G

CARDINALS LADY 5174P **CARDINALS SLEEP EZ**
CARDINALS LADY K391

BW	BW EPD	WW	WW EPD	REA	IMF
72	0.1	615	61	14.0	2.73
AGE OF DAM	CE EPD	YW	YW EPD	ADG	SC
11	13.4	1148	102	3.6	42
LEPTIN ★★		PMCH ★★		IGF2 ★★	CRH ★



LOT 31



31

CARDINALS LAD N153
3/7/25 **SCURS** **RED CHAR**


KEYS RED WOLF 64K **KEYS RED WOLF 54H**
MISS KEY FAWNA 70G


CARDINALS LADY 193H **CARDINALS APACHE**
CARDINALS LADY 6147P


BW	BW EPD	WW	WW EPD	REA	IMF
92	0.5	795	64	14.0	2.44
AGE OF DAM	CE EPD	YW	YW EPD	ADG	SC
5	9.1	1312	109	3.9	38
LEPTIN ★★		PMCH ★★		IGF2 ★	CRH






	32	CARDINALS LAD N193			
		3/12/25	POLLED	RED CHAR	
	KEYS RED WOLF 64K	KEYS RED WOLF 54H			
		MISS KEY FAWNA 70G			
	CARDINALS LADY 5317P	CARDINALS SLEEP EZ			
		CARDINALS LADY 184P			
BW	BW EPD	WW	WW EPD	REA	IMF
80	0.0	760	64	13.8	2.29
AGE OF DAM	CE EPD	YW	YW EPD	ADG	SC
11	12.4	1324	112	3.9	34
LEPTIN ★★		PMCH ★★		IGF2 ★★ CRH ★★	


	33	CARDINALS LAD N208			
		3/16/25	SCURS	RED CHAR	
	KEYS RED WOLF 64K	KEYS RED WOLF 54H			
		MISS KEY FAWNA 70G			
	CARDINALS LADY 70H	CARDINALS MAT DILLON			
		CARDINALS LADY K401P			
BW	BW EPD	WW	WW EPD	REA	IMF
70	0.4	692	60	11.7	2.75
AGE OF DAM	CE EPD	YW	YW EPD	ADG	SC
5	10.0	1185	109	3.6	36
LEPTIN ★★		PMCH ★★		IGF2 ★★ CRH ★	

	34	CARDINALS LAD N239			
		3/25/25	POLLED	RED CHAR	
	KEYS RED WOLF 64K	KEYS RED WOLF 54H			
		MISS KEY FAWNA 70G			
	CARDINALS LADY 442P	FARAWAY NEVILLE 23ST			
		CARDINALS LADY H226P			
BW	BW EPD	WW	WW EPD	REA	IMF
70	-0.2	750	59	12.5	2.21
AGE OF DAM	CE EPD	YW	YW EPD	ADG	SC
12	10.8	1196	101	3.3	33
LEPTIN ★★		PMCH ★		IGF2 ★★ CRH ★	



	35	CARDINALS LAD N279			
		3/28/25	POLLED	RED CHAR	
	KEYS RED WOLF 64K	KEYS RED WOLF 54H			
		MISS KEY FAWNA 70G			
	CARDINALS LADY 5151P	LVB FOURTH & OUT 1030			
		CARDINALS LADY 2138P			
BW	BW EPD	WW	WW EPD	REA	IMF
86	-0.1	858	62	15.8	2.70
AGE OF DAM	CE EPD	YW	YW EPD	ADG	SC
11	10.2	1353	103	3.7	34
LEPTIN ★★		PMCH ★	IGF2 ★	CRH ★★	



	36	CARDINALS LOCOMOTION N29			
		1/31/25	POLLED	3/4 RA 1/4 CH	
	LSF LOCOMOTION	BIEBER DEEP END B597			
		LSF SRR DINA C5131			
	CARDINALS LADY L302	LEES TERRACE/RED ANGUS			
		CARDINALS LADY 5292P			
BW	BW EPD	WW	WW EPD	REA	IMF
76		604		13.2	3.89
AGE OF DAM	CE EPD	YW	YW EPD	ADG	SC
2		1178		4.1	33
LEPTIN		PMCH ★★	IGF2 ★	CRH	



37

CARDINALS LAD N50
2/12/25 POLLED WHITE

KEYS ONE N ONLY IE CEDARDALE ZEAL 125Z
MISS KEY MEG 172C
CARDINALS LADY 4107P CARDINALS WITHOUT DOUBT
CARDINALS LADY F01

BW	BW EPD	WW	WW EPD	REA	IMF
94	0.3	701	72	14.3	3.90
AGE OF DAM	CE EPD	YW	YW EPD	ADG	SC
12	9.7	1255	118	4.2	36
LEPTIN ★★		PMCH ★	IGF2 ★★	CRH ★★	



38

CARDINALS LAD N51
2/12/25 POLLED WHITE

KEYS ONE N ONLY IE CEDARDALE ZEAL 125Z
MISS KEY MEG 172C
CARDINALS LADY 4304P CARDINALS SLEEP EZ
CARDINALS LADY 0851P

BW	BW EPD	WW	WW EPD	REA	IMF
86	0.7	786	77	16.1	2.95
AGE OF DAM	CE EPD	YW	YW EPD	ADG	SC
12	9.8	1368	117	4.2	40
LEPTIN ★		PMCH ★★	IGF2 ★★	CRH ★★	



39

CARDINALS LAD N71
2/18/25 POLLED WHITE

KEYS ONE N ONLY IE CEDARDALE ZEAL 125Z
MISS KEY MEG 172C
CARDINALS LADY 5252P LVB FOURTH & OUT 1030
CARDINALS LADY 1123P


BW	BW EPD	WW	WW EPD	REA	IMF
86	0.8	806	79	14.5	2.28
AGE OF DAM	CE EPD	YW	YW EPD	ADG	SC
11	9.6	1372	118	4.1	39
LEPTIN ★		PMCH ★★	IGF2 ★★	CRH ★	




1/17/19 CARDINALS POWERMAX M935682
 DC-OW MAXIMIZER 385 FC MAGIC WIND 0105P
 OW MAXIMIZER 3041P DC MISS JOSEY 0125 PLD
 OW SANDCREEK Y46 MC-OW SANDCREEK 375
 OW MISS DESIGN W78P
 CARDINALS PURE POWER ANJOU PURE POWER
 CARDINALS LADY 6F19 CARDINALS LADY K415P
 SAMACUS 6131 PLD
 CARDINALS LADY C463P


1/26/22 CARDINALS POWERHOUSE M1022655
 DC-OW MAXIMIZER 385 FC MAGIC WIND 0105P
 OW MAXIMIZER 3041P DC MISS JOSEY 0125 PLD
 OW MISS SANDCREEK Y46 MC-OW SANDCREEK 375
 OW MISS DESIGN W78P
 KEYS ONE N ONLY CEDARDALE ZEAL 125Z
 CARDINALS LADY 290H MISS KEY MEG 172C
 FARAWAY NEVILLE 23ST
 CARDINALS LADY 2119P




 40	CARDINALS LAD MF4					
	9/11/24		POLLED		FALL-WHT	
CARDINALS POWERHOUSE		OW MAXIMIZER 3041P		CARDINALS LADY 209H		
CARDINALS LADY KF15		CARDINALS MCLINTOCK		CARDINALS LADY 730P		
BW	BW EPD	WW	WW EPD	REA	IMF	
76	-0.9	640	63	17.5	4.03	
AGE OF DAM	CE EPD	YW	YW EPD	ADG	SC	
2	13.1	1360	119	3.6	37	
LEPTIN ★★		PMCH ★★		IGF2 ★★		
				CRH ★		


	41	CARDINALS LAD MF5			
		9/12/24	POLLED	FALL-WHT	
CARDINALS POWERHOUSE		OW MAXIMIZER 3041P			
		CARDINALS LADY 209H			
CARDINALS LADY KF2		CARDINALS MCLINTOCK			
		CARDINALS LADY 37G			
BW	BW EPD	WW	WW EPD	REA	IMF
74	-1.3	631	64	17.2	3.95
AGE OF DAM	CE EPD	YW	YW EPD	ADG	SC
2	12.4	1196	116	3.1	34
LEPTIN ★		PMCH ★★		IGF2 ★★	
				CRH ★★	





	42	CARDINALS LAD MF14			
		9/24/24	SCURS	FALL-WHT	
CARDINALS POWERHOUSE		OW MAXIMIZER 3041P			
		CARDINALS LADY 209H			
CARDINALS LADY KF8		CARDINALS MCLINTOCK			
		CARDINALS LADY 889P			
BW	BW EPD	WW	WW EPD	REA	IMF
74	-0.8	612	63	13.2	4.50
AGE OF DAM	CE EPD	YW	YW EPD	ADG	SC
2	12.3	1212	119	3.2	39
LEPTIN ★★		PMCH ★★		IGF2 ★★	
				CRH ★	


	43	CARDINALS LAD MF20			
		9/28/24	POLLED	FALL-WHT	
CARDINALS POWERHOUSE		OW MAXIMIZER 3041P			
		CARDINALS LADY 209H			
CARDINALS LADY KF12		CARDINALS MCLINTOCK			
		CARDINALS LADY 652P			
BW	BW EPD	WW	WW EPD	REA	IMF
72	-0.8	629	67	16.0	4.73
AGE OF DAM	CE EPD	YW	YW EPD	ADG	SC
2	12.8	1288	118	3.3	37
LEPTIN ★★		PMCH ★★		IGF2 ★★	
				CRH ★★	




 44	CARDINALS LAD N2		1/20/25	POLLED	WHITE
	CARDINALS POWERHOUSE	OW MAXIMIZER 3041P	CARDINALS LADY 209H		
	CARDINALS LADY L130	CARDINALS APACHE	CARDINALS LADY 7152P		
BW	BW EPD	WW	WW EPD	REA	IMF
72	-1.3	680	66	13.5	3.44
AGE OF DAM	CE EPD	YW	YW EPD	ADG	SC
2	10.9	1156	117	3.7	39
LEPTIN ★★		PMCH ★★		IGF2 ★★	
				CRH ★★	


 45	CARDINALS LAD N5		1/24/25	POLLED	WHITE
	CARDINALS POWERHOUSE	OW MAXIMIZER 3041P	CARDINALS LADY 209H		
	CARDINALS LADY L240	CARDINALS APACHE	CARDINALS LADY 7F29		
BW	BW EPD	WW	WW EPD	REA	IMF
74	-1.9	633	71	12.1	4.09
AGE OF DAM	CE EPD	YW	YW EPD	ADG	SC
2	13.8	1184	118	4.4	37
LEPTIN ★		PMCH ★★		IGF2 ★★	
				CRH ★★	


 46	CARDINALS LAD N7		1/26/25	POLLED	WHITE
	OW MAXIMIZER 3041P	DC-OW MAXIMIZER 385P	OW MISS SANDCREEK Y46		
	CARDINALS LADY L15	CARDINALS OLD SCHOOL	CARDINALS LADY 12H		
BW	BW EPD	WW	WW EPD	REA	IMF
76	-2.1	716	60	14.1	2.90
AGE OF DAM	CE EPD	YW	YW EPD	ADG	SC
2	15.1	1113	107	3.5	39
LEPTIN ★★		PMCH ★★		IGF2 ★	
				CRH ★★	

 47	CARDINALS LAD N8		1/26/25	POLLED	WHITE
	OW MAXIMIZER 3041P		DC-OW MAXIMIZER 385P OW MISS SANDCREEK Y46		
CARDINALS LADY L126		LT AFFINITY 6221 PLD CARDINALS LADY 12G			
BW	BW EPD	WW	WW EPD	REA	IMF
72	-2.6	641	61	14.8	4.23
AGE OF DAM	CE EPD	YW	YW EPD	ADG	SC
2	15.7	1121	110	3.8	37
LEPTIN ★		PMCH ★★		IGF2 ★	CRH ★





 48	CARDINALS LAD N15		1/28/25	POLLED	WHITE
	OW MAXIMIZER 3041P		DC-OW MAXIMIZER 385P OW MISS SANDCREEK Y46		
CARDINALS LADY L149		CARDINALS DESIGN 0155P CARDINALS LADY 363P			
BW	BW EPD	WW	WW EPD	REA	IMF
76	-2.1	735	62	14.5	3.34
AGE OF DAM	CE EPD	YW	YW EPD	ADG	SC
2	14.9	1248	117	4.0	41
LEPTIN ★★		PMCH ★★		IGF2 ★★	CRH ★★

 49	CARDINALS LAD N17		1/29/25	POLLED	WHITE
	OW MAXIMIZER 3041P		DC-OW MAXIMIZER 385P OW MISS SANDCREEK Y46		
CARDINALS LADY L53		CARDINALS PURE POWER CARDINALS LADY 876P			
BW	BW EPD	WW	WW EPD	REA	IMF
68	-1.7	670	60	14.9	2.81
AGE OF DAM	CE EPD	YW	YW EPD	ADG	SC
2	15.5	1156	108	3.9	34
LEPTIN ★★		PMCH ★★		IGF2 ★	CRH ★


	50	CARDINALS LAD N81			
		<u>2/22/25</u>	POLLED	WHITE	
CARDINALS POWERHOUSE		OW MAXIMIZER 3041P CARDINALS LADY 209H			
CARDINALS LADY L85		CARDINALS STREETWISE CARDINALS LADY 7152P			
BW	BW EPD	WW	WW EPD	REA	IMF
82	-1.1	762	71	12.1	2.76
AGE OF DAM	CE EPD	YW	YW EPD	ADG	SC
2	12.2	1223	116	3.5	35
LEPTIN ★★		PMCH ★★		IGF2 ★	
				CRH ★★	




	51	CARDINALS LAD N92			
		<u>2/25/25</u>	POLLED	WHITE	
CARDINALS POWERMAX		OW MAXIMIZER 3041P CARDINALS LADY 6F19			
CARDINALS LADY 747P		CARDINALS STREETWISE CARDINALS LADY 3F8			
BW	BW EPD	WW	WW EPD	REA	IMF
84	-1.6	800	73	14.0	2.60
AGE OF DAM	CE EPD	YW	YW EPD	ADG	SC
9	14.0	1386	128	4.1	40
LEPTIN ★		PMCH ★★		IGF2 ★	
				CRH ★★	

	52	CARDINALS LAD N125			
		<u>3/3/25</u>	POLLED	WHITE	
CARDINALS POWERMAX		OW MAXIMIZER 3041P CARDINALS LADY 6F19			
CARDINALS LADY 236J		CARDINALS CHISOM CARDINALS LADY 531P			
BW	BW EPD	WW	WW EPD	REA	IMF
80	0.5	804	64	15.5	2.15
AGE OF DAM	CE EPD	YW	YW EPD	ADG	SC
4	11.2	1278	120	3.8	37
LEPTIN ★★		PMCH ★★		IGF2 ★★	
				CRH ★	




 53	CARDINALS LAD N129		3/4/25	POLLED	WHITE
	CARDINALS POWERMAX	OW MAXIMIZER 3041P	CARDINALS LADY 6F19		
	CARDINALS LADY 622P	CARDINALS HONDO	CARDINALS LADY 455P		
BW	BW EPD	WW	WW EPD	REA	IMF
78	0.0	774	71	14.5	3.27
AGE OF DAM	CE EPD	YW	YW EPD	ADG	SC
10	14.1	1286	114	4.0	40
LEPTIN ★★		PMCH ★★		IGF2 ★	CRH ★




 54	CARDINALS LAD N138		3/6/25	POLLED	WHITE
	CARDINALS POWERMAX	OW MAXIMIZER 3041P	CARDINALS LADY 6F19		
	CARDINALS LADY 129H	CARDINALS MAT DILLON	CARDINALS LADY 2164P		
BW	BW EPD	WW	WW EPD	REA	IMF
80	0.5	707	70	11.6	2.25
AGE OF DAM	CE EPD	YW	YW EPD	ADG	SC
5	11.8	1168	118	3.7	36
LEPTIN ★		PMCH ★★		IGF2 ★★	CRH




 55	CARDINALS LAD N170		3/9/25	POLLED	WHITE
	CARDINALS POWERMAX	OW MAXIMIZER 3041P	CARDINALS LADY 6F19		
	CARDINALS LADY 93J	CARDINALS HONDO	CARDINALS LADY 3157P		
BW	BW EPD	WW	WW EPD	REA	IMF
80	-1.1	756	71	13.6	3.61
AGE OF DAM	CE EPD	YW	YW EPD	ADG	SC
4	14.5	1450	121	4.9	43
LEPTIN ★★		PMCH★★		IGF2 ★★	CRH ★





 56	CARDINALS LAD N173		3/9/25	HORNED	WHITE
	CARDINALS POWERMAX	OW MAXIMIZER 3041P	CARDINALS LADY 6F19		
	CARDINALS LADY 669P	CARDINALS CHISUM	CARDINALS LADY 253P		
BW	BW EPD	WW	WW EPD	REA	IMF
86	-0.9	770	65	12.9	3.22
AGE OF DAM	CE EPD	YW	YW EPD	ADG	SC
10	12.5	1357	123	4.5	40
LEPTIN ★★		PMCH★★		IGF2 ★	CRH ★




 57	CARDINALS LAD N187		3/12/25	POLLED	WHITE
	CARDINALS POWERMAX	OW MAXIMIZER 3041P	CARDINALS LADY 6F19		
	CARDINALS LADY 87H	CARDINALS MCLINTOCK	CARDINALS LADY 5168P		
BW	BW EPD	WW	WW EPD	REA	IMF
82	-0.8	858	68	14.6	3.53
AGE OF DAM	CE EPD	YW	YW EPD	ADG	SC
5	14.2	1486	123	4.6	41
LEPTIN ★★		PMCH ★	IGF2 ★	CRH ★★	




 58	CARDINALS LAD N314		4/3/25	POLLED	WHITE
	CARDINALS POWERMAX	OW MAXIMIZER 3041P	CARDINALS LADY 6F19		
	CARDINALS LADY 332J	KEYS ONE N ONLY	CARDINALS LADY 4308P		
BW	BW EPD	WW	WW EPD	REA	IMF
78	-1.1	778	65	13.4	3.03
AGE OF DAM	CE EPD	YW	YW EPD	ADG	SC
4	11.2	1265	116	3.5	36
LEPTIN ★★		PMCH ★★	IGF2 ★★	CRH ★	

	60	CARDINALS LAD MF9			
		9/17/24	POLLED	FALL-WHT	
		CARDINALS SLUGGER		CARDINALS HOMERUN	
		CARDINALS LADY 63H			
CARDINALS LADY 5170P		CARDINALS GRIDMAKER			
		CARDINALS LADY 115P			
BW	BW EPD	WW	WW EPD	REA	IMF
74	0.8	616	63	14.8	4.19
AGE OF DAM	CE EPD	YW	YW EPD	ADG	SC
11	12.4	1342	102	3.1	40
LEPTIN ★		PMCH ★		IGF2 ★★	
				CRH ★	





	61	CARDINALS LAD MF11			
		9/21/24	POLLED	FALL-WHT	
		CARDINALS SLUGGER		CARDINALS HOMERUN	
		CARDINALS LADY 63H			
CARDINALS LADY 164G		KEYS ONE N ONLY 1030			
		CARDINALS LADY 1135P			
BW	BW EPD	WW	WW EPD	REA	IMF
70	0.5	727	60	16.7	3.83
AGE OF DAM	CE EPD	YW	YW EPD	ADG	SC
6	12.5	1385	104	3.0	38
LEPTIN ★		PMCH ★★		IGF2 ★	
				CRH ★	




	62	CARDINALS LAD MF2 I			
		9/30/24	POLLED	FALL-WHT	
CARDINALS SLUGGER		CARDINALS HOMERUN			
		CARDINALS LADY 63H			
CARDINALS LADY 4113P		KEYS ONE N ONLY 1030			
		CARDINALS LADY 1106P			
BW	BW EPD	WW	WW EPD	REA	IMF
74	-0.2	618	59	16.3	2.76
AGE OF DAM	CE EPD	YW	YW EPD	ADG	SC
12	13.1	1246	100	3.1	38
LEPTIN ★★		PMCH	IGF2 ★★		CRH ★★





	63	CARDINALS LAD N78			
		2/20/25	POLLED	WHITE	
CARDINALS SLUGGER		CARDINALS HOMERUN			
		CARDINALS LADY 63H			
CARDINALS LADY 118G		CARDINALS WITHOUT DOUBT			
		CARDINALS LADY K9I			
BW	BW EPD	WW	WW EPD	REA	IMF
84	0.5	686	60	13.3	2.89
AGE OF DAM	CE EPD	YW	YW EPD	ADG	SC
6	11.2	1162	103	3.1	37
LEPTIN ★		PMCH ★	IGF2 ★★		CRH ★

	64	CARDINALS LAD N141			
		3/6/25	POLLED	WHITE	
CARDINALS SLUGGER		CARDINALS HOMERUN			
		CARDINALS LADY 63H			
CARDINALS LADY 218G		CARDINALS HONDO			
		CARDINALS LADY 0825P			
BW	BW EPD	WW	WW EPD	REA	IMF
80	0.4	717	64	12.2	2.64
AGE OF DAM	CE EPD	YW	YW EPD	ADG	SC
6	13.3	1186	105	3.6	34
LEPTIN ★★		PMCH ★	IGF2 ★		CRH ★★


 67	CARDINALS LAD N115		3/2/25	POLLED	WHITE
	CARDINALS MCLINTOCK	CARDINALS LAD H25P	CARDINALS LADY 1135P		
CARDINALS LADY 8142P	OW MAXIMIZER 3041P		CARDINALS LADY 2164P		
BW	BW EPD	WW	WW EPD	REA	IMF
80	0.2	715	60	13.2	3.00
AGE OF DAM	CE EPD	YW	YW EPD	ADG	SC
8	12.7	1333	125	4.2	41
LEPTIN ★★		PMCH ★	IGF2 ★	CRH ★★	




 68	CARDINALS LAD N116		3/2/25	POLLED	WHITE
	CARDINALS MCLINTOCK	CARDINALS LAD H25P	CARDINALS LADY 1135P		
CARDINALS LADY 786P	CARDINALS HONDO		CARDINALS LADY 0843P		
BW	BW EPD	WW	WW EPD	REA	IMF
78	0.4	684	65	12.2	2.44
AGE OF DAM	CE EPD	YW	YW EPD	ADG	SC
9	13.4	1108	111	3.3	41
LEPTIN ★★		PMCH ★	IGF2 ★★	CRH ★	

 69	CARDINALS LAD N134		3/5/25	HORNED	WHITE
	CARDINALS MCLINTOCK	CARDINALS LAD H25P	CARDINALS LADY 1135P		
CARDINALS LADY 825P	CARDINALS DUKE		CARDINALS LADY 5F2		
BW	BW EPD	WW	WW EPD	REA	IMF
86	0.6	671	73	12.3	2.35
AGE OF DAM	CE EPD	YW	YW EPD	ADG	SC
8	12.5	1137	118	3.3	38
LEPTIN ★★		PMCH ★	IGF2 ★★	CRH ★★	



 70	CARDINALS LAD N149		3/7/25		SCURS	WHITE
	CARDINALS MCLINTOCK	CARDINALS LAD H25P	CARDINALS LADY 1135P			
	CARDINALS LADY 22G	CARDINALS EZ DESIGN				
		CARDINALS LADY 7315P				
BW	BW EPD	WW	WW EPD	REA	IMF	
78	-0.1	736	65	12.9	2.42	
AGE OF DAM	CE EPD	YW	YW EPD	ADG	SC	
6	13.8	1201	113	3.4	38	
LEPTIN ★★		PMCH	IGF2	CRH ★★		



 71	CARDINALS LAD N189		3/12/25		POLLED	WHITE
	CARDINALS MCLINTOCK	CARDINALS LAD H25P	CARDINALS LADY 1135P			
	CARDINALS LADY 123G	CARDINALS STREETWISE				
		CARDINALS LADY 6103P				
BW	BW EPD	WW	WW EPD	REA	IMF	
82	0.9	792	68	13.6	2.78	
AGE OF DAM	CE EPD	YW	YW EPD	ADG	SC	
6	13.8	1316	122	3.8	40	
LEPTIN ★★		PMCH ★★	IGF2 ★★	CRH ★		



72

CARDINALS LAD N196
3/14/25 POLLED WHITE

CARDINALS MCLINTOCK CARDINALS LAD H25P
CARDINALS LADY 1135P
CARDINALS LADY 8215P CARDINALS MAT DILLON
CARDINALS LADY 390P

BW	BW EPD	WW	WW EPD	REA	IMF
92	1.0	761	67	13.5	2.97
AGE OF DAM	CE EPD	YW	YW EPD	ADG	SC
8	10.8	1271	118	3.7	35
LEPTIN ★★		PMCH ★★		IGF2 ★★ CRH ★	



73

CARDINALS LAD N201
3/16/25 HORNED WHITE

CARDINALS MCLINTOCK CARDINALS LAD H25P
CARDINALS LADY 1135P
CARDINALS LADY 6141P CARDINALS PURE POWER
CARDINALS LADY F50

BW	BW EPD	WW	WW EPD	REA	IMF
82	0.1	707	61	13.5	2.65
AGE OF DAM	CE EPD	YW	YW EPD	ADG	SC
11	10.0	1201	100	3.4	36
LEPTIN ★★		PMCH ★		IGF2 ★★ CRH ★	




74


CARDINALS LAD N209
3/18/25 POLLED WHITE


CARDINALS MCLINTOCK CARDINALS LAD H25P
CARDINALS LADY 1135P
CARDINALS LADY 109G KEYS STREETSMART 74C
CARDINALS LADY 5108

BW	BW EPD	WW	WW EPD	REA	IMF
84	0.3	818	70	13.6	2.52
AGE OF DAM	CE EPD	YW	YW EPD	ADG	SC
6	12.5	1292	121	3.9	34
LEPTIN ★★		PMCH		IGF2 ★★ CRH	



	75	CARDINALS LAD N82			
		2/22/25	POLLED	WHITE	
		CARDINALS RINGO		WR WRANGLER W601	
		CARDINALS LADY 6133P			
		CARDINALS LADY 553P		CARDINALS RAWHIDE	
		CARDINALS LADY 5108			
BW	BW EPD	WW	WW EPD	REA	IMF
86	0.3	693	65	15.3	2.51
AGE OF DAM	CE EPD	YW	YW EPD	ADG	SC
11	15.4	1285	119	4.4	36
LEPTIN ★		PMCH ★		IGF2 ★★ CRH ★	

	76	CARDINALS LAD N87			
		2/24/25	POLLED	WHITE	
		CARDINALS RINGO		WR WRANGLER W601	
		CARDINALS LADY 6133P			
		CARDINALS LADY 5224P		CARDINALS RAWHIDE	
		CARDINALS LADY K377P			
BW	BW EPD	WW	WW EPD	REA	IMF
86	0.3	681	64	13.5	2.17
AGE OF DAM	CE EPD	YW	YW EPD	ADG	SC
11	12.3	1123	114	3.1	37
LEPTIN ★		PMCH ★		IGF2 ★ CRH ★	

	77	CARDINALS LAD N136			
		3/5/25	POLLED	WHITE	
		CARDINALS RINGO		WR WRANGLER W601	
		CARDINALS LADY 6133P			
		CARDINALS LADY 8104P		CARDINALS STREETWISE	
		CARDINALS LADY 476P			
BW	BW EPD	WW	WW EPD	REA	IMF
84	0.8	722	68	13.2	2.60
AGE OF DAM	CE EPD	YW	YW EPD	ADG	SC
8	12.6	1246	105	3.7	36
LEPTIN ★★		PMCH ★★		IGF2 ★ CRH ★	



78

CARDINALS LAD N185
3/11/25 POLLED WHITE

CARDINALS RINGO WR WRANGLER W601
CARDINALS LADY 6133P
CARDINALS LADY 7152P CARDINALS HONDO
CARDINALS LADY 4120P

BW	BW EPD	WW	WW EPD	REA	IMF
84	0.8	810	70	12.4	2.51
AGE OF DAM	CE EPD	YW	YW EPD	ADG	SC
9	13.1	1301	109	3.6	36
LEPTIN ★★		PMCH ★★		IGF2 ★	CRH ★



79


CARDINALS LAD N291
3/28/25 POLLED WHITE

CARDINALS RINGO WR WRANGLER W601
CARDINALS LADY 6133P
CARDINALS LADY 7F25 CARDINALS DUKE
CARDINALS LADY 540P


BW	BW EPD	WW	WW EPD	REA	IMF
82	0.8	825	70	14.9	2.22
AGE OF DAM	CE EPD	YW	YW EPD	ADG	SC
9	15.3	1318	110	3.7	40
LEPTIN ★★		PMCH ★★		IGF2 ★	CRH ★







 80	CARDINALS LAD N220		3/20/25	POLLED	WHITE
	CARDINALS STREETWISE	KEYS STREETSMART 74C	CARDINALS LADY 3F10P		
	CARDINALS LADY 269G	CARDINALS PURE POWER			
		CARDINALS LADY 192P			
BW	BW EPD	WW	WW EPD	REA	IMF
76	0.1	733	66	12.4	2.84
AGE OF DAM	CE EPD	YW	YW EPD	ADG	SC
6	12.5	1245	115	4.0	38
LEPTIN ★★		PMCH ★	IGF2 ★	CRH	



 81	CARDINALS LAD N237		3/25/25	POLLED	WHITE
	CARDINALS STREETWISE	KEYS STREETSMART 74C	CARDINALS LADY 3F10P		
	CARDINALS LADY 30J	OW MAXIMIZER 3041P			
		CARDINALS LADY 126G			
BW	BW EPD	WW	WW EPD	REA	IMF
80	0.3	824	70	16.4	3.02
AGE OF DAM	CE EPD	YW	YW EPD	ADG	SC
4	10.1	1354	123	4.1	40
LEPTIN ★★		PMCH ★	IGF2 ★★	CRH ★	



 82	CARDINALS LAD N293		3/29/25	POLLED	WHITE
	CARDINALS STREETWISE	KEYS STREETSMART 74C	CARDINALS LADY 3F10P		
	CARDINALS LADY 42J	LVB FOURTH & OUT 1030	CARDINALS LADY 756P		
BW	BW EPD	WW	WW EPD	REA	IMF
84	0.5	793	71	15.6	2.45
AGE OF DAM	CE EPD	YW	YW EPD	ADG	SC
4	10.2	1305	125	3.8	36
LEPTIN ★	PMCH ★	IGF2 ★★	CRH★★		

 83	CARDINALS LAD N10		1/27/25	SCURS	WHITE
	CARDINALS STRIP	CARDINALS PATRIOT	CARDINALS LADY H236P		
	CARDINALS LADY L162	CARDINALS STREETWISE	CARDINALS LADY 531P		
BW	BW EPD	WW	WW EPD	REA	IMF
88	0.4	626	61	11.1	2.71
AGE OF DAM	CE EPD	YW	YW EPD	ADG	SC
2	10.2	1112	104	3.3	34
LEPTIN ★	PMCH★★	IGF2★★	CRH★		





84

CARDINALS LAD N30
2/1/25 **POLLED** **WHITE**

CARDINALS STRIP **CARDINALS PATRIOT**
CARDINALS LADY H236P

CARDINALS LADY L215 **KEYS ONE N ONLY 1E**
CARDINALS LADY 3F14

BW	BW EPD	WW	WW EPD	REA	IMF
86	0.2	656	59	15.2	2.81
AGE OF DAM	CE EPD	YW	YW EPD	ADG	SC
2	12.1	1114	100	3.4	36
LEPTIN ★		PMCH ★★		IGF2 ★	
				CRH ★★	



85

CARDINALS LAD N112
3/2/25 **HORNED** **WHITE**

CARDINALS STRIP **CARDINALS PATRIOT**
CARDINALS LADY H236P

CARDINALS LADY L97 **CARDINALS APACHE**
CARDINALS LADY 610P

BW	BW EPD	WW	WW EPD	REA	IMF
80	0.1	709	67	13.3	2.37
AGE OF DAM	CE EPD	YW	YW EPD	ADG	SC
2	12.8	1166	108	3.6	34
LEPTIN ★		PMCH ★		IGF2 ★★	
				CRH ★	



86

CARDINALS LAD N236
3/24/25 **HORNED** **WHITE**

CARDINALS STRIP **CARDINALS PATRIOT**
CARDINALS LADY H236P

CARDINALS LADY L213 **CARDINALS APACHE**
CARDINALS LADY 610P

BW	BW EPD	WW	WW EPD	REA	IMF
86	-0.1	708	64	12.5	3.00
AGE OF DAM	CE EPD	YW	YW EPD	ADG	SC
2	12.7	1108	102	3.1	33
LEPTIN ★		PMCH ★★		IGF2 ★★	
				CRH ★	



87

CARDINALS LAD N156
3/8/25 POLLED WHITE

CARDINALS OLD SCHOOL CARDINALS SMOKE
CARDINALS LADY 670P
CARDINALS LADY 49G KEYS STREETSMART 74C
CARDINALS LADY 3136P

BW	BW EPD	ACT WW	WW EPD	ACT REA	ACT IMF
78	0.5	720	71	16.5	2.97
AGE OF DAM	CE EPD	ACT YW	YW EPD	ADG	SC
6	12.8	1164	115	3.4	35
LEPTIN ★★		PMCH ★★		IGF2 ★★	
CRH ★					



LOT 87



88

CARDINALS LAD N222
3/21/25 POLLED WHITE


CARDINALS OLD SCHOOL CARDINALS SMOKE
CARDINALS LADY 670P
CARDINALS LADY 40H LVB FOURTH & OUT 1030
CARDINALS LADY 727P

BW	BW EPD	ACT WW	WW EPD	ACT REA	ACT IMF
76	0.5	788	69	15.6	2.76
AGE OF DAM	CE EPD	ACT YW	YW EPD	ADG	SC
5	12.4	1211	113	3.1	33
LEPTIN ★★		PMCH ★★		IGF2 ★★	
CRH ★					




LOT 88




 89	CARDINALS LAD N295		3/30/25	POLLED	WHITE
	CARDINALS OLD SCHOOL	CARDINALS SMOKE	CARDINALS LADY 670P		
	CARDINALS LADY 15J	CARDINALS DUKE	CARDINALS LADY 60G		
BW	BW EPD	ACT WW	WW EPD	ACT REA	ACT IMF
84	-0.2	791	61	12.8	2.85
AGE OF DAM	CE EPD	ACT YW	YW EPD	ADG	SC
4	14.3	1246	106	3.7	35
LEPTIN ★		PMCH ★★		IGF2 ★★★	
CRH ★					




 90	CARDINALS LAD N77		2/20/25	POLLED	WHITE
	CARDINALS DUKE	CARDINALS HONDO	CARDINALS LADY 670P		
	CARDINALS LADY L8	OW MAXIMIZER 3041P	CARDINALS LADY 189J		
BW	BW EPD	ACT WW	WW EPD	ACT REA	ACT IMF
70	-2.1	657	61	14.0	3.65
AGE OF DAM	CE EPD	ACT YW	YW EPD	ADG	SC
2	14.8	1125	101	4.5	36
LEPTIN ★		PMCH ★★		IGF2 ★★★	
CRH					



	91	CARDINALS LAD N88			
		2/24/25	POLLED	WHITE	
		CARDINALS DUKE	CARDINALS HONDO		
		CARDINALS LADY 670P			
		CARDINALS LADY L9			
		OW MAXIMIZER 3041P			
		CARDINALS LADY 17J			
BW	BW EPD	ACT WW	WW EPD	ACT REA	ACT IMF
70	-1.4	713	60	12.3	2.57
AGE OF DAM	CE EPD	ACT YW	YW EPD	ADG	SC
2	16.7	1137	102	3.5	34
LEPTIN ★★		PMCH ★★		IGF2 ★★	
				CRH ★★	



	92	CARDINALS LAD N38			
		2/6/25	POLLED	WHITE	
		CARDINALS SLEEP EZ	CARDINALS PATRIOT		
		CARDINALS LADY 670P			
		CARDINALS LADY L24			
		CARDINALS MARSHALL			
		CARDINALS LADY 149G			
BW	BW EPD	ACT WW	WW EPD	ACT REA	ACT IMF
78	-0.6	715	64	13.5	2.35
AGE OF DAM	CE EPD	ACT YW	YW EPD	ADG	SC
2	14.3	1120	109	3.4	35
LEPTIN ★★		PMCH ★★		IGF2 ★★	
				CRH ★	





Cardinal Charolais
15488 Co Rd 57
Hillrose, CO 80733

